

Enjoy Full HD in any room

for an outstanding home theatre experience



Ideal for movie and television fans who wish to enjoy a big screen experience at home in Full HD easily and at a reasonable cost. With a screen size of up to 300", EH-TW3600 harnesses Epson's latest 3LCD technology to bring movies and video games to life.

- **Great value & versatility**
Ideal for first-time buyers wanting to invest in an affordable Full HD display of up to 300 inches and packed with high-end features. The ultimate home theatre experience easily created in any living room
- **High contrast with unbeatable colour quality**
High brightness and contrast for flawless picture quality in full high definition
- **Colour enhancement features**
Make precise colour adjustments to get more natural and vivid colours that suit your preference
- **Wide connectivity**
Built-in with two HDMI inputs for connection to more than one equipment



Ideal for movie and television fans who wish to enjoy a big screen experience at home in Full HD easily and at a reasonable cost. With a screen size of up to 300", EH-TW3600 brings movies and video games to life.



Home Projector EH-TW3600

GREAT VALUE & VERSATILITY

Versatility



With its wide lens-shift feature, this gives you versatility to position the projector in any part of the room.

Up to 2000lm

Make an impact right at home on screen sizes as big as 300" without compromising on image quality. High light output and colour light output of 2000lm allows you to enjoy bright and colourful images on large screens even with substantial ambient lighting.

Superb Projection Quality



3LCD technology ensures faithful colour reproduction resulting in unparalleled colour images that are smooth and seamless, and easy on the eyes.

HIGH CONTRAST WITH UNBEATABLE COLOUR QUALITY

Our projector can dynamically adjust images, giving you an extremely sharp, high contrast ratio of 50,000:1 to produce fine details for enhanced viewing pleasure.



With Epson's proprietary C2Fine™ (Crystal Clear Fine) technology

and inorganic LCD panels with Vertical Alignment (VA) technology, experience high contrast and flawless picture quality for all your presentations.

The optical phase control technology minimises polarised light leakage and increase contrast ratio.

Low contrast image



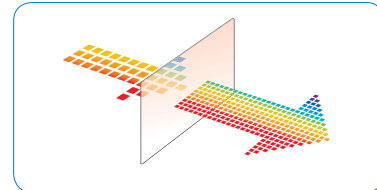
High contrast image



*Simulated image

Cinema Filter

The Epson Cinema Filter extracts very pure hues of the three primary colour gamut, enabling unbeatable colour reproduction and quality while maintaining the high contrast ratios. So you enjoy the same range of colours as those of digital cinema.



Optical filtering ensures a wide colour gamut

COLOUR ENHANCEMENT FEATURES

5 Colour Modes

Choose from any one of the five pre-set colour modes for perfect colour to suit your environment. You can also change the lamp brightness, depending on your preference.

x.v.Color

x.v.Color

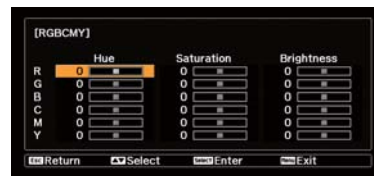
xvYCC is an extended-gamut YCC colour space for video applications. With x.v.Color technology you can get more natural and vivid colours.

WIDE CONNECTIVITY

HDMI

A big-screen experience can easily be created in any living room by connecting EH-TW3600 to set-top boxes, games consoles and DVD/Blu-ray players using the two HDMI inputs.

Six-Axis Colour Adjustment



The hue and saturation for each of the RGBCMY colour components can be adjusted independently. This feature enables you

to make more precise colour adjustments, allowing you to customise images to suit your own colour preferences.



Eco Features

- Equipped with Epson proprietary lamp that is engineered to maximise light usage efficiency
- Uses 0.3W of power in standby mode
- Projector optics employ lead-free lenses
- Unpainted plastic housing reduces the environmental impact
- The flame retardants used in the plastic housing do not contain chlorine or bromine

Better Products for a Better Future™

For more information on Epson's environmental programmes, visit www.epson.com/environment

PARTNERS IN PERFECTION

Ultra portable Document Camera ELPDC06



Easily portable; 0.96 kg/2.11 lbs
1.92 megapixels with 15fps
4 x digital zoom
USB powered

Desktop Document Camera ELPDC11



2.2 kg/4.85 lbs
5 megapixels with 30fps
10 x digital zoom
Bundled with microscope adaptor

Interactive Unit ELPIU01



USB powered
Easy interactive function
Simple and easy set up

Colour Light Output

- an easy way to evaluate projector colour output

What is Colour Light Output?

Colour Light Output (CLO) is a specification that provides critical information on a projector's ability to deliver colour. Developed by colour scientists using the same approach as White Light Output (Brightness) measurement, Colour Light Output provides the buyer with additional key information about colour.

Does Brightness measure colour?


No. Current product specifications such as Brightness (or White Light Output), Contrast Ratio and Resolution give no information regarding a projector's ability to reproduce colour. The existing Brightness specification only measures the total amount of White Light projected. It does not measure colour – in fact, many manufacturers artificially boost brightness by adding white light, which dilutes the projector's colour brightness.

Why is Colour Light Output important?

Colour Light Output is critically important because it measures the brightness of Red, Green and Blue. Red, Green and Blue create white when combined in the right proportions. They also comprise the input signal that tells your projector how to reproduce colour images. Beautifully balanced colour is possible when bright Red, Green and Blue combine to produce the brightness equal to White. Colour Light Output provides users with an additional way to evaluate a projector and make more discerning buying decisions.

Is Colour Light Output the same in all projectors?

No. There are vast differences in the Colour Light Output of projectors on the market today. Look at the images below from two competing projectors

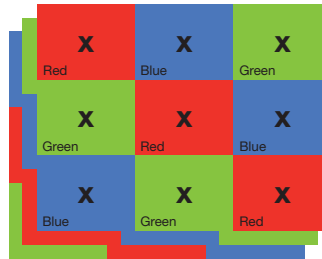


Colour Light Output specification describes the difference in colour between these two projectors.

How is Colour Light Output measured?

X	X	X
X	X	X
X	X	X

Brightness (or White Light Output) measures the total amount of white light projected in lumens on a nine point grid. It does not measure colour.

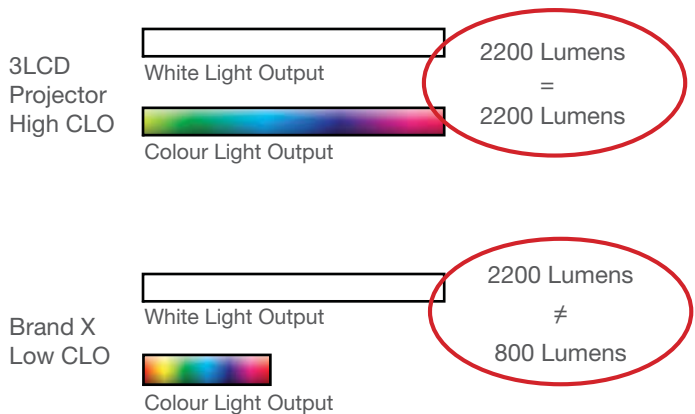


Colour Light Output uses 3 sets of a nine-point grid to measure the primary colours - red, green and blue, using the same approach used to measure White Light Output in lumens.

How should Colour Light Output be used?

Colour Light Output should be used with White Light Output to provide insight into a projector's overall picture quality. Two things to remember:

1. Select High Colour Light Output.
2. Make sure the Colour Light Output equals the White Light Output.



When selecting a projector, ask for the Colour Light Output measurement.

* Actual photographs of images produced by 2 competing projectors run in default mode. Price, Resolution and Brightness (White Light Output) are the same for both projectors.

Epson Revolutionises Projector Market with 3LCD Technology and Leads as World's No.1* Projector Brand for 9 Consecutive Years!

* Based on independent research by Futuresource Consulting

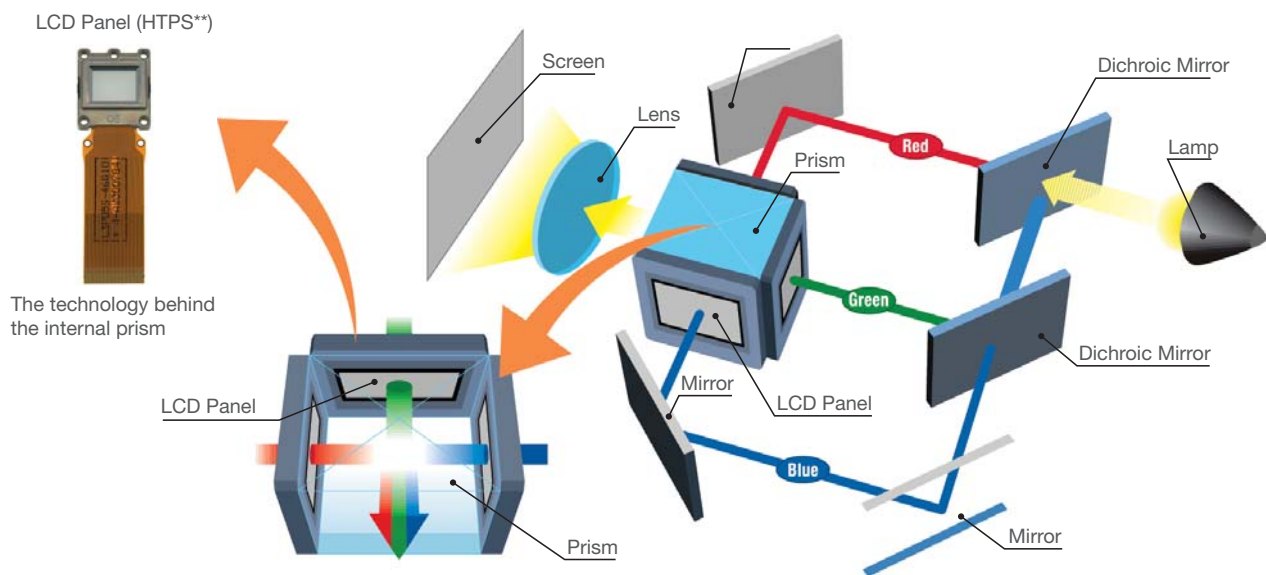
Advantages of 3LCD Projection System

Bright Images and Faithful Colour Reproduction

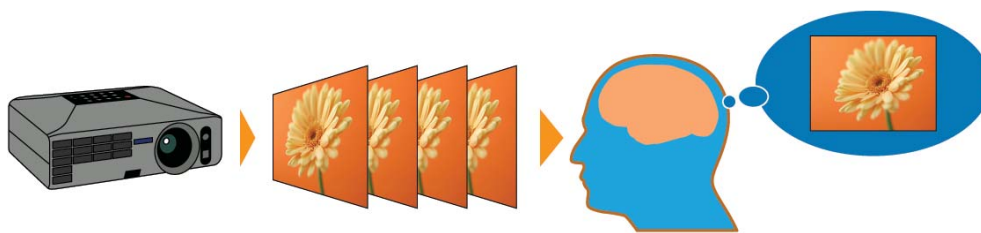
3LCD projectors offer all-time colour (Red, Green and Blue) projection thereby ensuring faithful full colour reproduction. This is suitable for projection of colour intensive images such as videos, photographs and colour charts.

Incredible Details

3LCD projectors are able to produce an unparalleled range of grayscale images, which contributes to delivering incredible colour images that are smooth and seamless.



3LCD projector : RGB are projected at the same time, which makes the single composite image easy on the eyes.



** HTPS (High Temperature Poly-Silicon) is an active matrix transmissive LCD. It is extremely small and produces high-quality images.

Gentle on the Eyes

3LCD projectors' images do not suffer from colour break-up (commonly known as the rainbow effect). The projections are easy on the eyes as you will not be affected by any distorted pattern.

3LCD projectors use 3 separate LCD panels to form a continuous image containing all colours (red, blue and green) ensuring smooth video playback, even for rapid-motion images.

Reliable Technology

With more than 60 million 3LCD chips shipped to date, the powerful and road-tested 3LCD projection technology is extremely reliable, and is trusted by many throughout to deliver sharp and true-to-life images.



Home Projector EH-TW3600

SPECIFICATIONS

SUPPLIED ACCESSORIES Power Cable 3m, 3 Wire (Black) Remote Control With AA type alkaline batteries x 2 User's Manual Set Attached OPTIONAL ACCESSORIES Spare Lamp ELPLP49 Air Filter ELPAF21 CONNECTOR PANEL 1 HDMI 1 2 HDMI 2 3 Component Y 4 Component Cb/Pb 5 Component Cr/Pr 6 S-Video 7 Video 8 PC 9 RS-232C 10 Trigger Out	MODEL NUMBER	EH-TW3600
	PROJECTION SYSTEM	RGB liquid crystal shutter projection system
PROJECTION METHOD	Front / Rear / Ceiling mount	
SPECIFICATION OF MAIN PARTS		
LCD	SIZE	0.74" wide panel with MLA (D7, C2Fine, 12Bit)
	DRIVING METHOD	Poly-silicon TFT active matrix
	PIXEL NUMBER	2,073,600 dots (1920 x 1080) x 3
	NATIVE RESOLUTION	1080p
	ASPECT RATIO	16:9
PROJECTION LENS	TYPE	Optical zoom (Manual) / Focus (Manual)
	F-NUMBER	2.0 - 3.17
	FOCAL LENGTH	22.5 - 47.2 mm
	ZOOM RATIO	Optical zoom x 2.1
	LENS SHIFT (VERTICAL / HORIZONTAL)	± 96.3% / ± 47.1%
LAMP	TYPE	200 W UHE (E-TORL)
	LIFE (NORMAL / ECO)	4000 hours / 4000 hours
	BRIGHTNESS*	
	WHITE LIGHT OUTPUT	2000 lumens
	COLOUR LIGHT OUTPUT	2000 lumens
	CONTRAST RATIO**	50,000:1
	COLOUR MODES	5 (Dynamic, Living Room, Natural, Cinema, x.v.Colour)
	SCREEN SIZE (PROJECTED DISTANCE)	30" to 300" [0.87 to 19.15 m] 100" [2.98 to 6.36 m]
	THROW RATIO	1.34 (Zoom: Wide), 2.87 (Zoom: Tele)
	CONNECTIVITY	
	VIDEO INPUT	RCA (Yellow) x 1 S-Video x 1 Component Video x 1
	COMPUTER INPUT	D-sub 15-pin (RGB) x 1
	DIGITAL	HDMI x 2
	CONTROL INPUT	3.5mm mini-jack x 1 D-sub 9-pin x 1
	OPERATING TEMPERATURE	5°C to 35°C <41°F to 95°F>
	OPERATING ALTITUDE	0m to 2286m <0ft to 7500ft>
	START-UP PERIOD	About 17 seconds
	DIRECT POWER ON / OFF	Yes / Not applicable
	COOL-DOWN PERIOD	About 16 seconds
	POWER SUPPLY VOLTAGE	100 - 240 V AC +/- 10% , 50/60 Hz
	POWER CONSUMPTION	
	220 - 240 V LAMP ON (NORMAL / ECO)	261 W / 216 W
	STANDBY	0.3 W
	DIMENSION EXCLUDE FEET (D X W X H)	360 x 450 x 136 mm (14.17" x 17.7" x 5.35")
	WEIGHT	Approx. 16.1 lbs. / 7.3kg
	FAN NOISE (NORMAL / ECO)	28 dB / 22 dB

* Colour mode: Dynamic, Zoom: Wide, Lens shift: V 5:5 / H Center

** Colour mode: Dynamic, Power consumption: Normal, Zoom: Wide, Lens shift: V 10:0 / H Center

EPSON is the registered trademark of Seiko Epson Corporation.

All other product names and other company names used herein are for identification purposes only and are the trademarks or registered trademarks of their respective owners.

EPSON disclaims any and all rights in those marks. Scan/Print samples shown herein are simulations. The actual product design and contents may vary. Specifications are subject to change without notice.

EPSON SINGAPORE PTE LTD
1 HarbourFront Place #03-02
HarbourFront Tower One Singapore 098633
Tel: (65) 6586-5500 Fax: (65) 6271-9755
Epson Helpdesk: (65) 6586-3111

EPSON SERVICE @ YISHUN
Blk 744 Yishun Street 72 #01-193
Singapore 760744

EPSON LIBRARY / SERVICE @ FUNAN
109 North Bridge Road #03-32
Funan DigitalLife Mall
Singapore 179097

EPSON SERVICE @ CHANGI
C&P Changi Districentre 2
3rd Level 3 Changi South Street
Singapore 486351

Dealer's Stamp



Sales Enquiries
6586 3111

www.epson.com.sg